



LOCATIONS **NORTH**
BROKERAGE

SOUTHERN GEORGIAN BAY REAL ESTATE MARKET SNAPSHOT: MAY 2019



MAY 2019

+11%
FROM MAY/2018

VOLUME SALES
\$114,906,207

+12%
FROM MAY/2018

UNIT SALES
221

+1%
FROM MAY/2018

SALES/LISTINGS
RATIO
53%

-1%
FROM MAY/2018

AVERAGE
SALE PRICE
\$519,938



2019 YEAR-TO-DATE

+8%
FROM 2018

VOLUME SALES
\$406,853,640

-2%
FROM 2018

UNIT SALES
758

-6%
FROM 2018

SALES/LISTINGS
RATIO
52%

+10%
FROM 2018

AVERAGE
SALE PRICE
\$536,746

-41%
FROM 2018

UNIT SALES
UNDER \$300K
87

-6%
FROM 2018

UNIT SALES
\$300K-\$499K
343

+31%
FROM 2018

UNIT SALES
\$500K-\$799K
243

+10%
FROM 2018

UNIT SALES
\$800K-\$999K
44

EQUAL
TO 2018

UNIT SALES
\$1M-\$1.499M
25


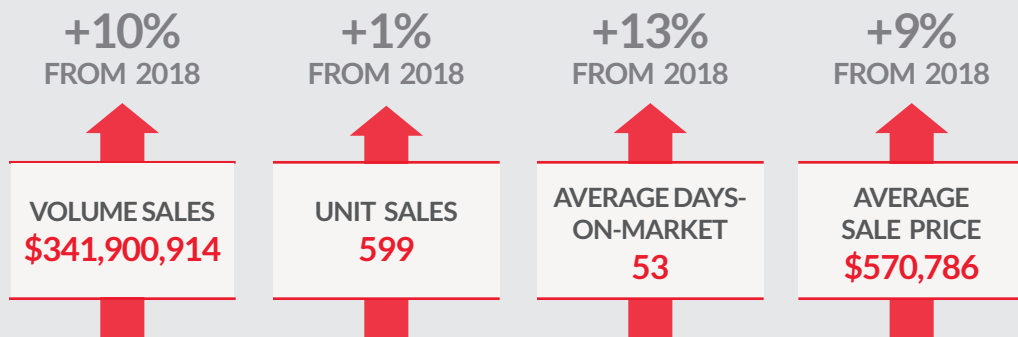
+78%
FROM 2018

UNIT SALES
\$1.5M+
16


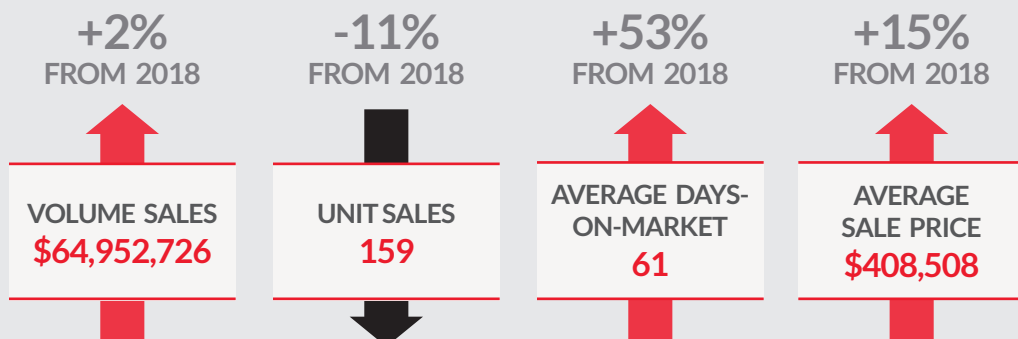
2019 TOTAL SALES BY TYPE



SINGLE-FAMILY HOMES



CONDOMINIUMS



VACANT LAND

