



SOUTHERN GEORGIAN BAY REAL ESTATE MARKET SNAPSHOT: JULY 2019



JULY 2019

+52%
FROM JULY/2018



+31%
FROM JULY/2018



+13%
FROM JULY/2018



+16%
FROM JULY/2018



2019 YEAR-TO-DATE

+17%
FROM 2018



+8%
FROM 2018



-3%
FROM 2018



+11%
FROM 2018



-30%
FROM 2018



+4%
FROM 2018



+28%
FROM 2018



+21%
FROM 2018



+31%
FROM 2018



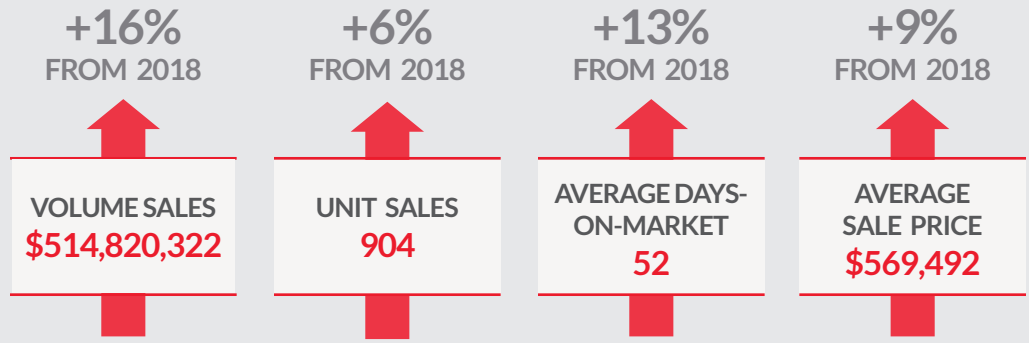
+117%
FROM 2018




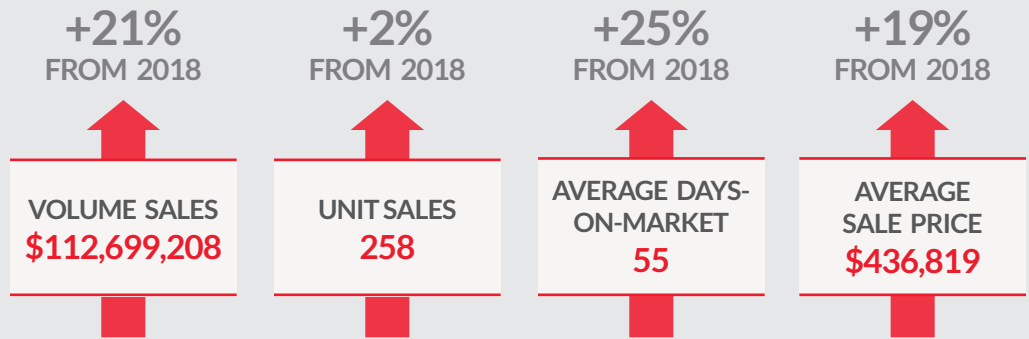
2019 TOTAL SALES BY TYPE



SINGLE-FAMILY HOMES



CONDOMINIUMS



VACANT LAND

