



TINY TOWNSHIP REAL ESTATE MARKET SNAPSHOT: 2019 IN REVIEW



Q4-2019

+38%
FROM Q4-2018



VOLUME SALES
\$30,914,383

+8%
FROM Q4-2018



UNIT SALES
53

+21%
FROM Q4-2018



SALES/LISTINGS
RATIO
77%

+27%
FROM Q4-2018



AVERAGE
SALE PRICE
\$583,290



2019 TOTALS

+7%
FROM 2018



VOLUME SALES
\$139,651,688

+0.4%
FROM 2018



UNIT SALES
252

-4%
FROM 2018



SALES/LISTINGS
RATIO
47%

+6%
FROM 2018



AVERAGE
SALE PRICE
\$554,173

-26%
FROM 2018



UNIT SALES
UNDER \$300K
37



-1%
FROM 2018



UNIT SALES
\$300K-\$499K
102



+23%
FROM 2018



UNIT SALES
\$500K-\$799K
81



+36%
FROM 2018



UNIT SALES
\$800K-\$999K
15



-8%
FROM 2018



UNIT SALES
\$1M-\$1.499M
11



-33%
FROM 2018




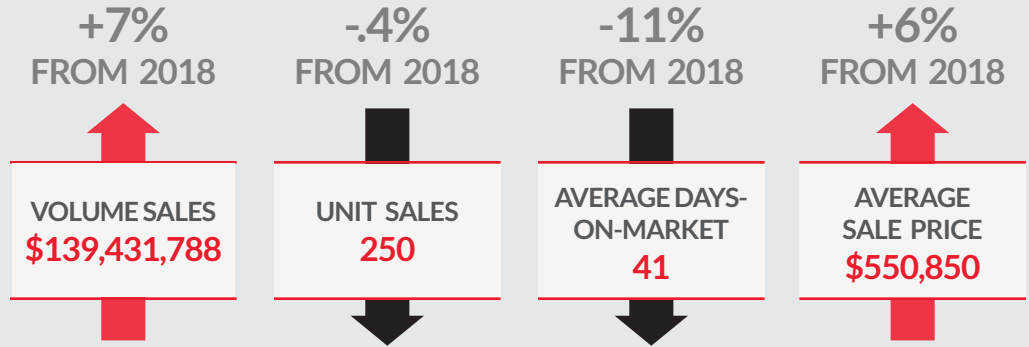
UNIT SALES
\$1.5M+
6



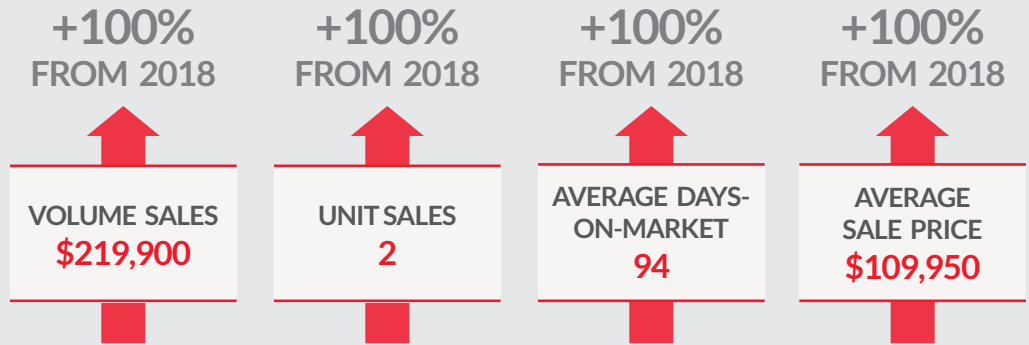
2019 TOTAL SALES BY TYPE



SINGLE-FAMILY HOMES



CONDOMINIUMS



VACANT LAND

