



BARRIE REAL ESTATE MARKET SNAPSHOT: 2020 IN REVIEW



FOURTH QUARTER 2020

+59%
FROM Q4-2019

VOLUME SALES
\$453,629,197

+28%
FROM Q4-2019


UNIT SALES
736

+18%
FROM Q4-2019

SALES/LISTINGS
RATIO
102%

+24%
FROM Q4-2019

AVERAGE
SALE PRICE
\$616,344



2020 ANNUAL TOTALS

+48%
FROM 2019

VOLUME SALES
\$1,707,534,706

+28%
FROM 2019

UNIT SALES
3003

+20%
FROM 2019

SALES/LISTINGS
RATIO
79%

+15%
FROM 2019

AVERAGE
SALE PRICE
\$568,610

-34%
FROM 2019

UNIT SALES
UNDER \$400K
356

-5%
FROM 2019

UNIT SALES
\$400K-\$549K
1102

+107%
FROM 2019

UNIT SALES
\$550K-\$699K
1070

+287%
FROM 2019

UNIT SALES
\$700K-\$849K
344

+338%
FROM 2019

UNIT SALES
\$850K-\$999K
92

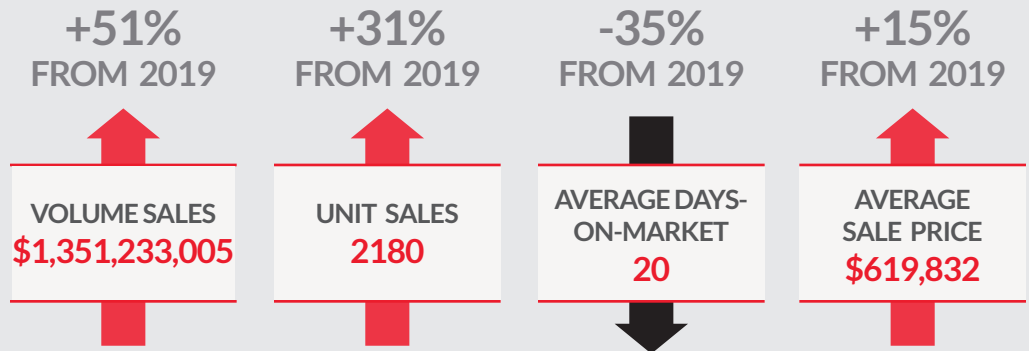
+86%
FROM 2019

UNIT SALES
\$1M+
39

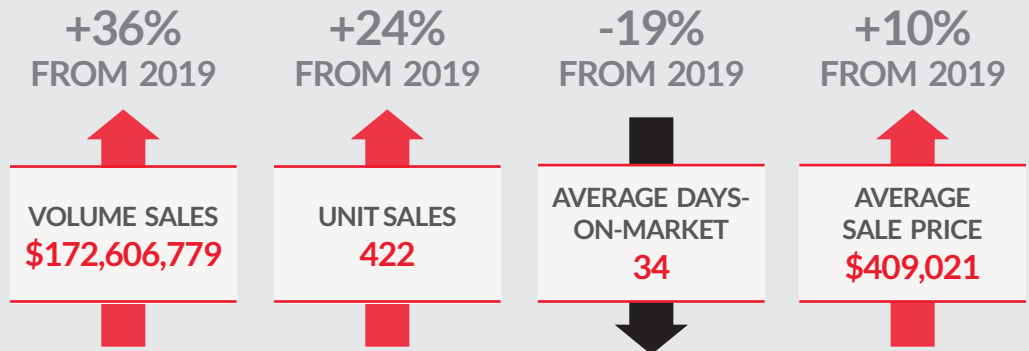
2020 TOTAL SALES BY TYPE



SINGLE-FAMILY HOMES



CONDOMINIUMS



TOWNHOUSES

