




THE BLUE MOUNTAINS REAL ESTATE MARKET SNAPSHOT: 2020 IN REVIEW



FOURTH QUARTER 2020

+127%
FROM Q4-2019

VOLUME SALES
\$140,067,273

+69%
FROM Q4-2019


UNIT SALES
144

+48%
FROM Q4-2019

SALES/LISTINGS
RATIO
105%

+34%
FROM Q4-2019

AVERAGE
SALE PRICE
\$972,689



2020 ANNUAL TOTALS

+80%
FROM 2019

VOLUME SALES
\$454,324,944

+43%
FROM 2019

UNIT SALES
506

+19%
FROM 2019

SALES/LISTINGS
RATIO
73%

+26%
FROM 2019

AVERAGE
SALE PRICE
\$897,875

-9%
FROM 2019

UNIT SALES
UNDER \$300K
42

+6%
FROM 2019

UNIT SALES
\$300K-\$499K
94

+12%
FROM 2019

UNIT SALES
\$500K-\$799K
136

+129%
FROM 2019

UNIT SALES
\$800K-\$999K
78

+123%
FROM 2019

UNIT SALES
\$1M-\$1.499M
87

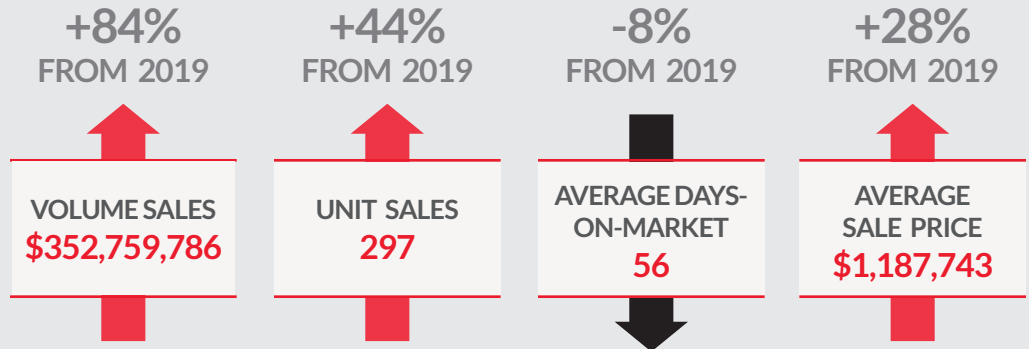
+176%
FROM 2019

UNIT SALES
\$1.5M+
69

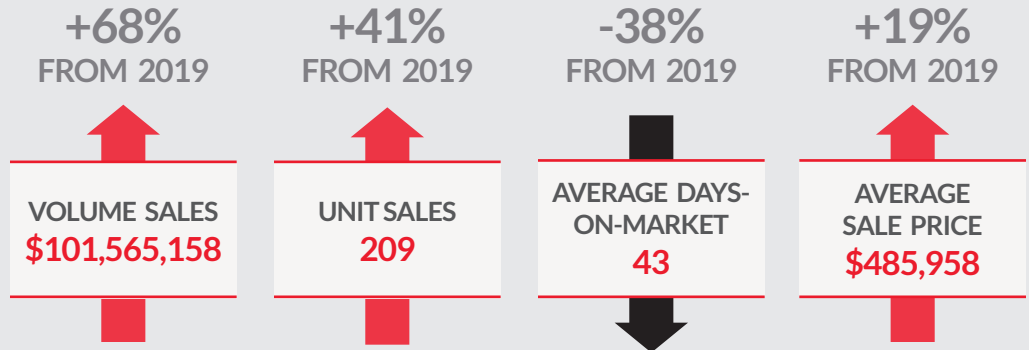
2020 TOTAL SALES BY TYPE



SINGLE-FAMILY HOMES



CONDOS/TOWNS



RESIDENTIAL LAND

