



WASAGA BEACH REAL ESTATE MARKET SNAPSHOT: 2020 IN REVIEW



FOURTH QUARTER 2020

+55%
FROM Q4-2019

VOLUME SALES
\$77,641,323

+12%
FROM Q4-2019

UNIT SALES
124

+16%
FROM Q4-2019

SALES/LISTINGS
RATIO
107%

+39%
FROM Q4-2019

AVERAGE
SALE PRICE
\$626,140



2020 ANNUAL TOTALS

+51%
FROM 2019

VOLUME SALES
\$349,205,492

+22%
FROM 2019

UNIT SALES
629

+27%
FROM 2019

SALES/LISTINGS
RATIO
80%

+24%
FROM 2019

AVERAGE
SALE PRICE
\$555,176

-63%
FROM 2019

UNIT SALES
UNDER \$300K
31

-10%
FROM 2019

UNIT SALES
\$300K-\$499K
233

+111%
FROM 2019

UNIT SALES
\$500K-\$799K
320

+79%
FROM 2019

UNIT SALES
\$800K-\$999K
25


+100%
FROM 2019

UNIT SALES
\$1M-\$1.499M
14

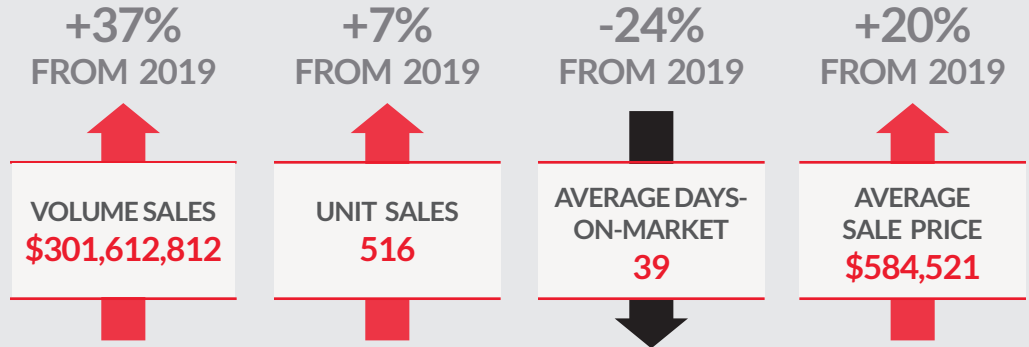
+600%
FROM 2019

UNIT SALES
\$1.5M+
6

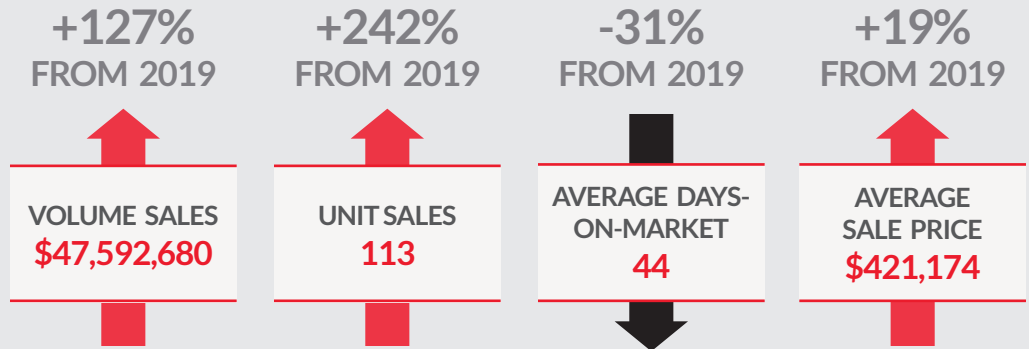
2020 TOTAL SALES BY TYPE



SINGLE-FAMILY HOMES



CONDOS/TOWNS



RESIDENTIAL LAND

