




WASAGA BEACH REAL ESTATE MARKET SNAPSHOT: FIRST QUARTER 2021

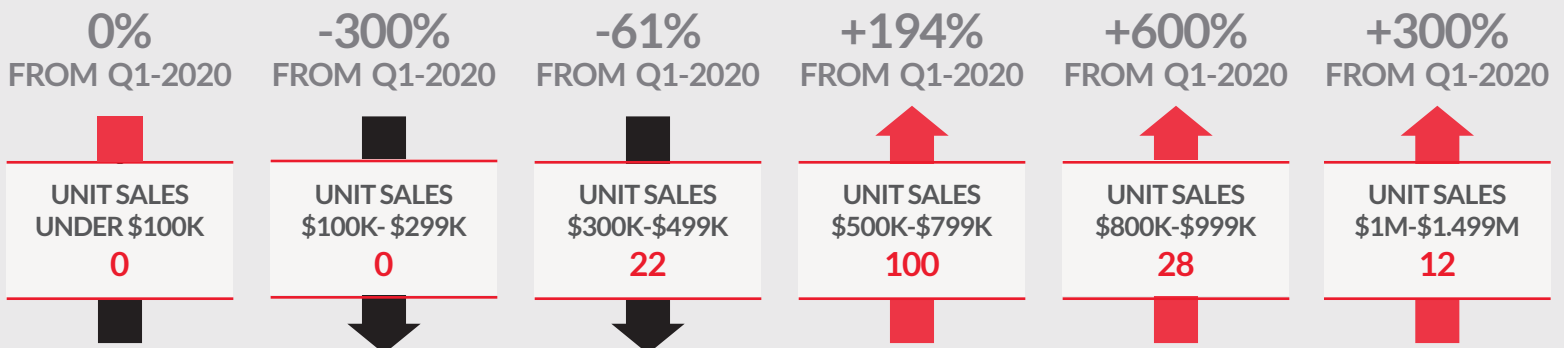
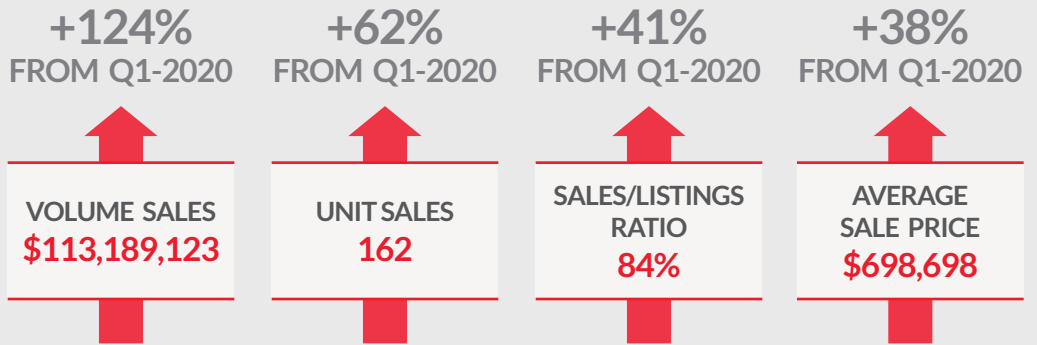


OVERVIEW

- RECORD VOLUME SALES, UP **90%** FROM Q1-2017'S PREVIOUS HIGH, ALONG WITH RECORD UNIT SALES OF **162**, UP **7%** FROM Q1-2016'S FORMER BENCHMARK
- NEW LISTINGS DOWN **16%** FROM Q1-2020, EXPIRED LISTINGS DOWN **88%**; SALES/LISTINGS RATIO OF **84%** UP **41%**
- AVERAGE SALES PRICE INCREASE OF **38%** FROM Q1-2020, WITH THE AVERAGE DAYS-ON-MARKET DOWN **28** DAYS
- SELLERS' MARKET: DEMAND FOR LISTINGS EXCEEDS SUPPLY



FIRST QUARTER 2021


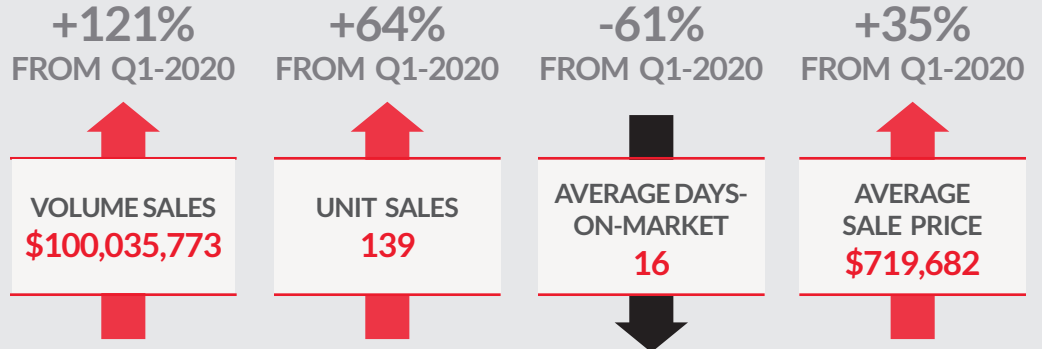


NOTE: All MLS® sales data in this report comes from the Southern Georgian Bay Association Of REALTORS® and refers specifically to residential sales as of April 3, 2021. While deemed to be reliable, Royal LePage Locations North assumes no responsibility for errors and omissions.


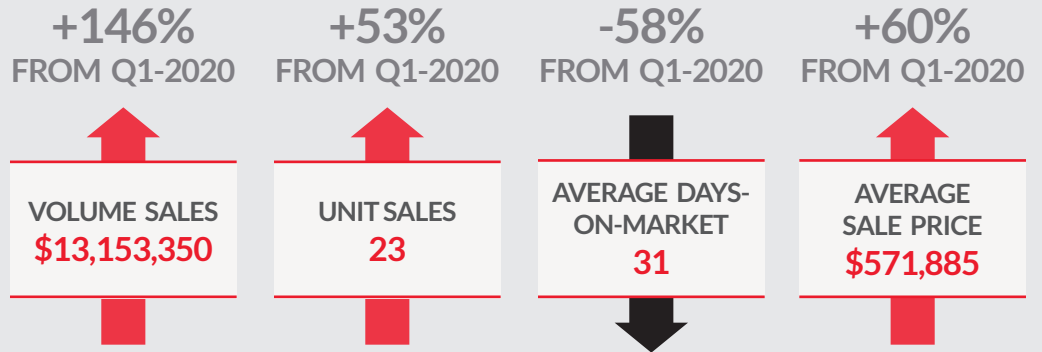
2021 TOTAL SALES BY TYPE



SINGLE-FAMILY HOMES



CONDOS/TOWNS



VACANT LAND

