



CLEARVIEW REAL ESTATE

MARKET SNAPSHOT: SECOND QUARTER 2021



Q2-2021

+109%
FROM Q2/2020



+49%
FROM Q2/2020



-4%
FROM Q2/2020



+40%
FROM Q2/2020



2021 YEAR-TO-DATE

+133%
FROM 2020



+75%
FROM 2020



+20%
FROM 2020



+33%
FROM 2020



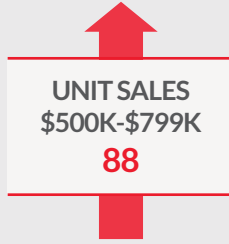
-100%
FROM 2020



-58%
FROM 2020



+144%
FROM 2020



+217%
FROM 2020



+625%
FROM 2020



+129%
FROM 2020


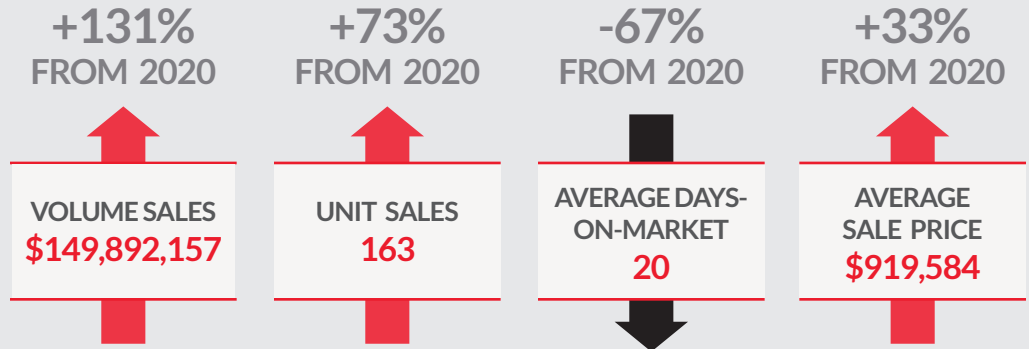


NOTE: All MLS® sales data in this report comes from the Southern Georgian Bay Association Of REALTORS® and refers specifically to residential sales as of July 3, 2021. While deemed to be reliable, Royal LePage Locations North assumes no responsibility for errors and omissions.

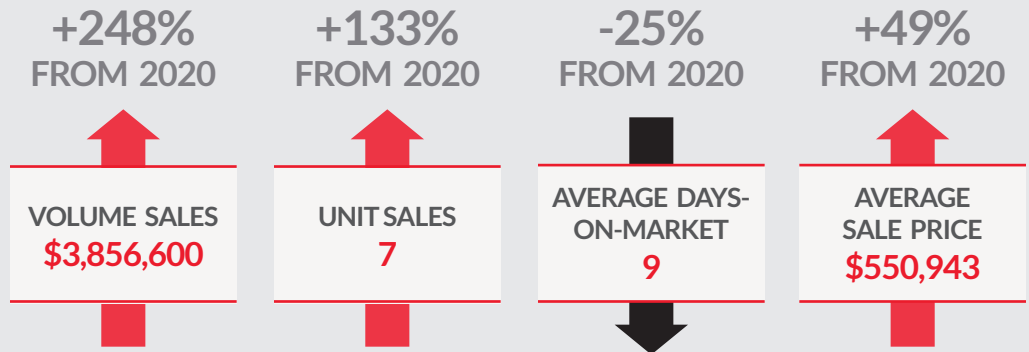
2021 TOTAL SALES BY TYPE



SINGLE-FAMILY HOMES



CONDOS/TOWNS



VACANT LAND

