



SOUTHERN GEORGIAN BAY REAL ESTATE MARKET SNAPSHOT: SEPTEMBER 2021



SEPTEMBER 2021

-8%
FROM SEPT/2020

VOLUME SALES
\$207,265,364

-29%
FROM SEPT/2020

UNIT SALES
228

EQUAL
TO SEPT/2020

SALES/LISTINGS
RATIO
84%

+29%
FROM SEPT/2020

AVERAGE
SALE PRICE
\$909,059



2021 YEAR-TO-DATE

+37%
FROM 2020

VOLUME SALES
\$1,830,625,926

+4%
FROM 2020

UNIT SALES
2127

+5%
FROM 2020

SALES/LISTINGS
RATIO
76%

+32%
FROM 2020

AVERAGE
SALE PRICE
\$860,661

-70%
FROM 2020

UNIT SALES
UNDER \$300K
35

-58%
FROM 2020

UNIT SALES
\$300K-\$499K
304

+16%
FROM 2020

UNIT SALES
\$500K-\$799K
929

+114%
FROM 2020

UNIT SALES
\$800K-\$999K
381

+93%
FROM 2020

UNIT SALES
\$1M-\$1.499M
299

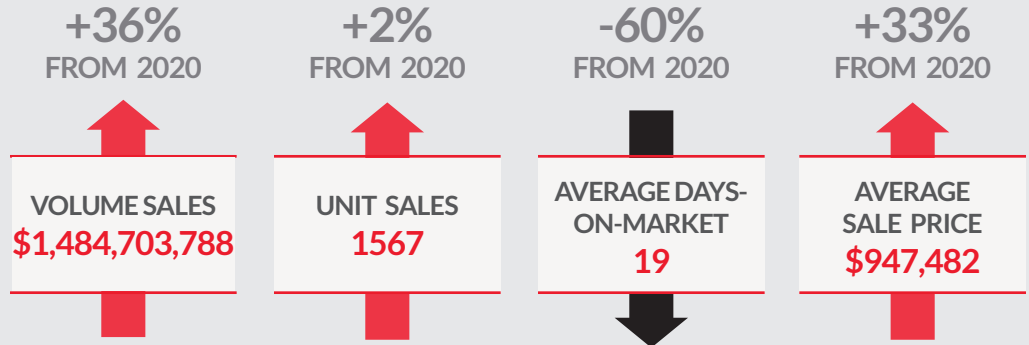
+111%
FROM 2020

UNIT SALES
\$1.5M+
179


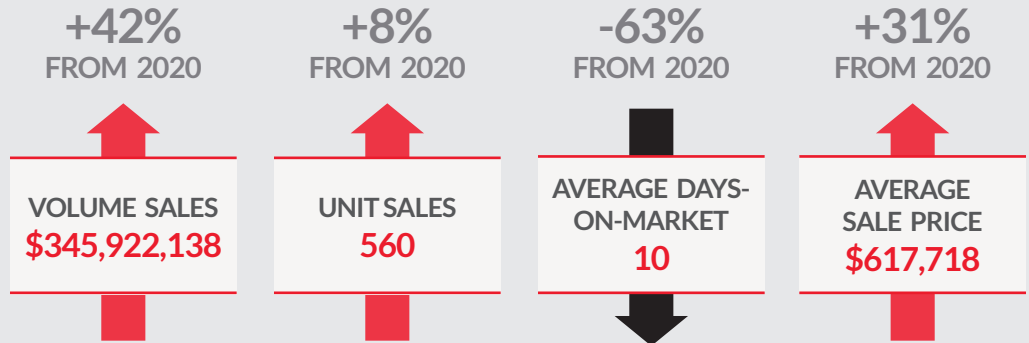
2021 TOTAL SALES BY TYPE



SINGLE-FAMILY HOMES



CONDOS/TOWNS



VACANT LAND

